

city of minneapolis

2012

SUSTAINABILITY report



The City of Minneapolis is committed to citywide economic opportunity, social equality, and environmental sustainability. For the seventh year in a row, the City is tracking progress on 26 sustainability indicators. Monitoring these indicators helps us understand the state of our community and focus on what needs to be done to preserve and enhance our quality of life for future generations.



.....
To learn more about each sustainability indicator and what is being done to achieve Minneapolis' sustainability goals, visit our new website:

www.minneapolismn.gov/sustainability/indicators

.....

Highlights

2011 was another productive year for sustainability activities in Minneapolis. Key highlights include:

- A new report showed community-wide greenhouse gas emissions decreased more than 12 percent between 2006 and 2010. This change was driven by Xcel Energy's use of cleaner sources to generate electricity, a reduction in the use of natural gas, and more fuel-efficient automobiles on the road.
- Healthy food became more accessible through the expansion of Electronic Benefits Transfer (EBT) and Market Bucks (coupons worth \$5 of free produce) to more farmers markets and mini markets. 13 markets now take EBT and Market Bucks. Between May 2010 and November 2011, the markets received a combined total of more than \$90,000 in EBT sales and Market Bucks redemptions, improving federal food support for healthy foods and the local economy.
- There are now 224 green businesses in the city and more than 7,000 green jobs and growing. Of those jobs, 80 percent are in the private sector. Twenty-six jobs were created or retained through City-sponsored building energy retrofit programs in the past year.

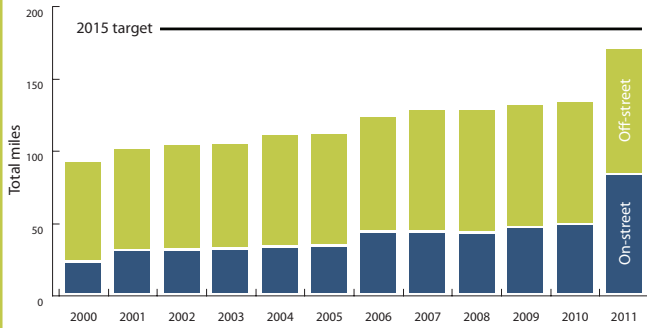
Challenges remain. Invasive species such as emerald ash borer and Asian carp threaten our tree canopy and river, racial and ethnic disparities persist on many health and economic measures, and we continue our work on expanding jobs and population in a sustainable way.

A number of important efforts are under way in 2012. The City's recycling program now accepts more types of plastics and is changing to one-sort collection. We are working with community stakeholders to develop a Climate Action Plan to reduce greenhouse gas emissions. More than 1,000 much-needed affordable housing units will be built over the coming two years. Through these activities and many others, we are making Minneapolis a more sustainable city.



Indicator spotlight

Miles of bike paths and bikeways

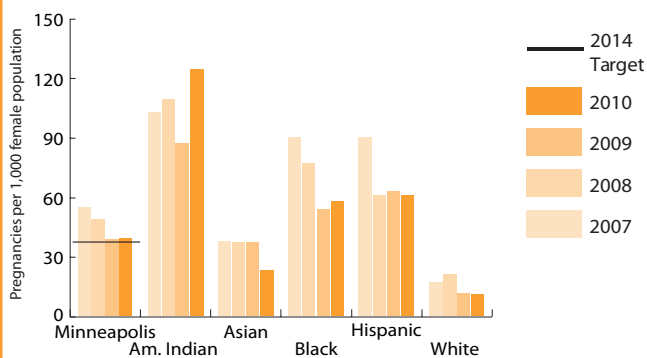


Source: Minneapolis Department of Public Works

BICYCLING

- In 2011, the City added 37 miles of on-street bikeways across Minneapolis, closing in on a target of 179 total miles by 2015.
- While bicycle commuting rates declined slightly, the number of daily riders calculated at bike count sites has risen to its highest figure yet.
- Continuing to expand bike lanes, paths, and other facilities will be key in reaching the City's biking goals.

Teen pregnancy rate (15-17 year olds)

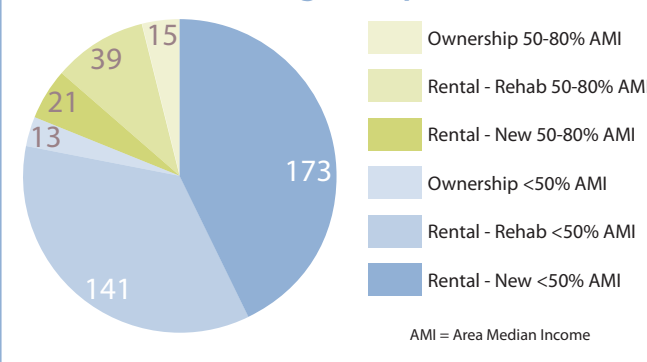


Source: Minneapolis Department of Health and Family Support

TEEN PREGNANCY

- There were 210 pregnancies reported for teen girls ages 15-17 years old in 2010 (the most recent data).
- There was a 37 percent decline in the pregnancy rate for Asian girls, but a 43 percent increase for American Indians.
- Closing these disparity gaps will require expanding access to adolescent health care that is "teen friendly" as well as comprehensive sexuality education that is science-based and culturally appropriate.

Affordable housing units produced (2011)



Source: Minneapolis Department of Community Planning and Economic Development

COST-BURDENED HOUSEHOLDS

- The City produced 402 units of affordable housing in 2011, helping to provide housing that is safe and affordable in a challenging market, and starting out on a path to 4,200 new or rehabbed units by 2020.
- The importance of this work is highlighted by the rate of cost-burdened households, which declined for homeowners but increased for renters, due to market conditions. Cost-burdened households spend more than 30 percent of their income on housing.

The Sustainability Report would not be possible without the work of City staff from the departments of Health and Family Support, Regulatory Services, Community Planning and Economic Development, and Public Works; the Office of the City Coordinator; the Citizens Environmental Advisory Committee and the Environmental Coordinating Team; staff from the Minneapolis Park and Recreation Board, Hennepin County, Minneapolis Public Schools, and Metropolitan Airports Commission; the Minneapolis City Council; Mayor R.T. Rybak; businesses; nonprofits; and residents, all working together toward a more sustainable Minneapolis. Farmers market, solar photovoltaic, and bicycling photos courtesy of Meet Minneapolis.

Indicator		Target 1	Target 2	Target 3	
A Healthy Life	Healthy infants	Reduce infant mortality rate	① Reduce low birth weight infants	□	
	Teen pregnancy	Reduce teen pregnancy rate	■		
	HIV and gonorrhea	Reduce new HIV case rate	□ Reduce new gonorrhea case rate		
	Healthy weight	Increase healthy weight rate	① Decrease obesity rate	①	
	Asthma	Reduce asthma-related hospitalizations	■		
	Lead poisoning	Test all 1- and 2-year olds for lead	■ Inspect all homes of children with elevated blood lead	①	
Greenprint	Climate change	Reduce citywide greenhouse gas emissions	■ Reduce greenhouse gas emissions from municipal operations	■	
	Renewable energy	Permit 70 renewable energy projects annually	□ Increase municipal renewable energy	■	
	Air quality	Reduce criteria air pollution levels	■ Reduce all monitored air toxics	□	
	Tree canopy	Maintain the tree canopy level	① Plant at least 6,000 trees annually	■	
	Biking	Increase on-street lanes and off-street trails	■ Increase % of bike commuters	□ Increase the number of cyclists measured in bike counts	■
	Transportation alternatives	Reduce % of Minneapolis residents driving alone to work	■ Reduce % of Minneapolis workers driving alone to work	■	
	Airport noise	Reduce average noise levels	■		
	Stormwater	Reduce pollutants in runoff	① Increase the number of rain gardens	■	
	Healthy lakes, streams, rivers	Earn LAURI ratings of 8 or higher in city lakes	■ Achieve zero beach closings	■ Prevent the spread and introduction of aquatic invasive species	①
	Green jobs	Achieve a net gain of green mfg. or service companies	■ Achieve growth in green jobs	■ Create jobs through building retrofits	■
	Local food	Increase food producing gardens	■ Ensure all residents live within 1/4 mile of a healthy food choice	■	
	Waste reduction and recycling	Increase organics collection	■ Recover two-thirds of all recyclable materials	■ Collect recyclables at a Hennepin County-Minneapolis facility	①
	Brownfield sites	Clean up 170 brownfield sites	■		
A Vital Community	Violent crimes	Reduce the violent crime rate	■ Maintain a low homicide rate	■	
	Community engagement	Ensure meaningful opportunities for resident engagement	■ Increase participation in City boards by non-white members	□	
	Homelessness	End homelessness by 2016	①		
	Cost-burdened households	Reduce cost-burdened renter households	■ Reduce cost-burdened owner households	■ Produce affordable housing through City programs	■
	Employment and poverty	Reduce racial/ethnic disparities in unemployment	■ Reduce racial/ethnic disparities in poverty	■	
	Graduation rate	Increase the high school graduation rate	①		
	Arts and the economy	Increase creative sector workers	■ Increase jobs at arts and cultural organizations and companies	■ Increase the number of artists living in Minneapolis	■

Change from previous year

Improved: ■ No change or establishing baseline: ■
 Did not improve: □ See website for information: ①



Minneapolis City Coordinator Sustainability Office 350 S. Fifth St., Room 315M, Minneapolis, MN 55415

If you need this material in an alternative format please call Ahmed Muhumud at (612) 673-2162 or email Ahmed.Muhumud@minneapolismn.gov. Deaf and hard-of-hearing persons may use a relay service to call 311 agents at (612) 673-3000. TTY users may call (612) 673-2157 or (612) 673-2626. **Attention.** If you have any questions regarding this material please call 311. **Ceeb toom.** Yog koj xav tau kev pab txhais cov xov no rau koj dawb, hu (612) 673-2800. **Atención.** Si desea recibir asistencia gratuita para traducir esta información, llama (612) 673-2700. **Ogow.** Haddii aad dooneysa in lagaa kaalmeeyo tarjamadda macluumaadkani oo lacag la'aan wac (612) 673-3500.